

- For connection of hydrostatic level meters HLM-25C, HLM-25S, HLM-16N, HLM-35C and HLM-35S equipped with a cable with compensation tube
- Equipped with a valve with semipermeable membrane to equalize atmospheric pressure (non-permeable to water, permeable to air)
- Option of overvoltage protection version
- Protection class IP 65



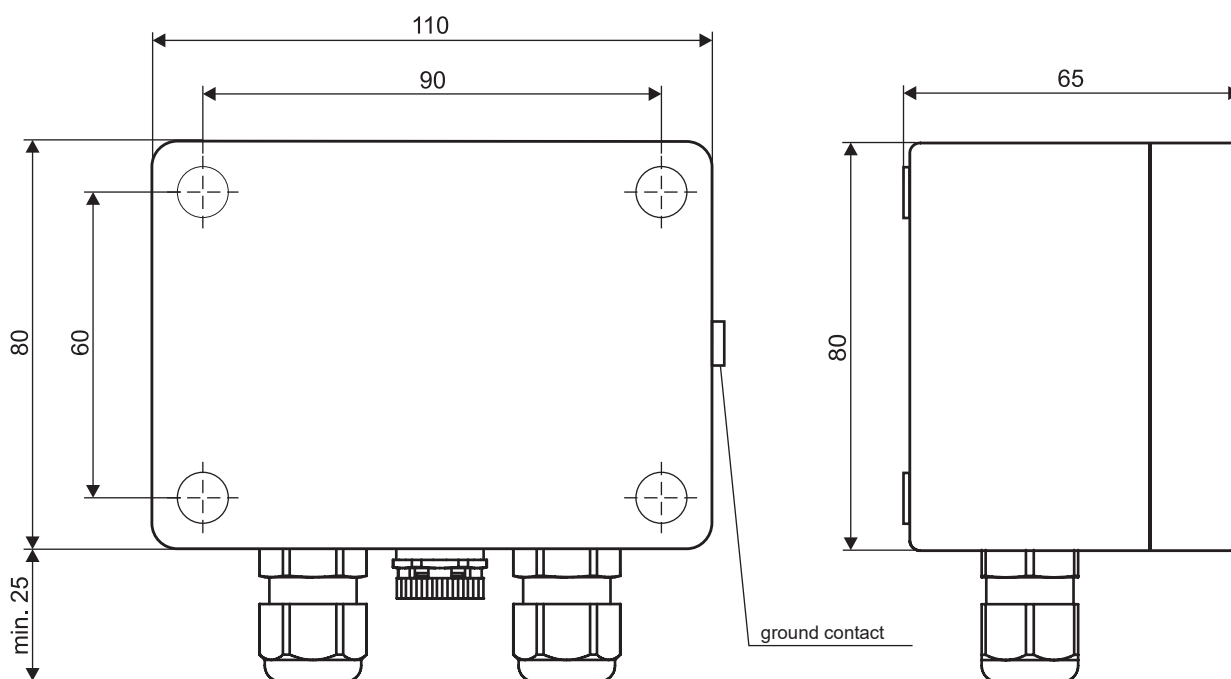
Non-hermetic junction box NB is used for termination of a cable with compensation tube and electrical connection to supply cable. The connection is provided using a terminal block inside the box. The junction box contains a membrane for ingress of atmospheric pressure and protection against ingress of moisture. The NB box is primarily intended for connection of hydrostatic level meters HLM-25C, HLM-25S, HLM-16N, HLM-35C and HLM-35S.

The junction box may be equipped with overvoltage protection to protect the connected device against surge and lightning stroke. If overvoltage protection version is used, the box must be installed as near to the connected device as possible. The sensor must be connected to the bottom part of the terminal block, identified with SENSOR label.

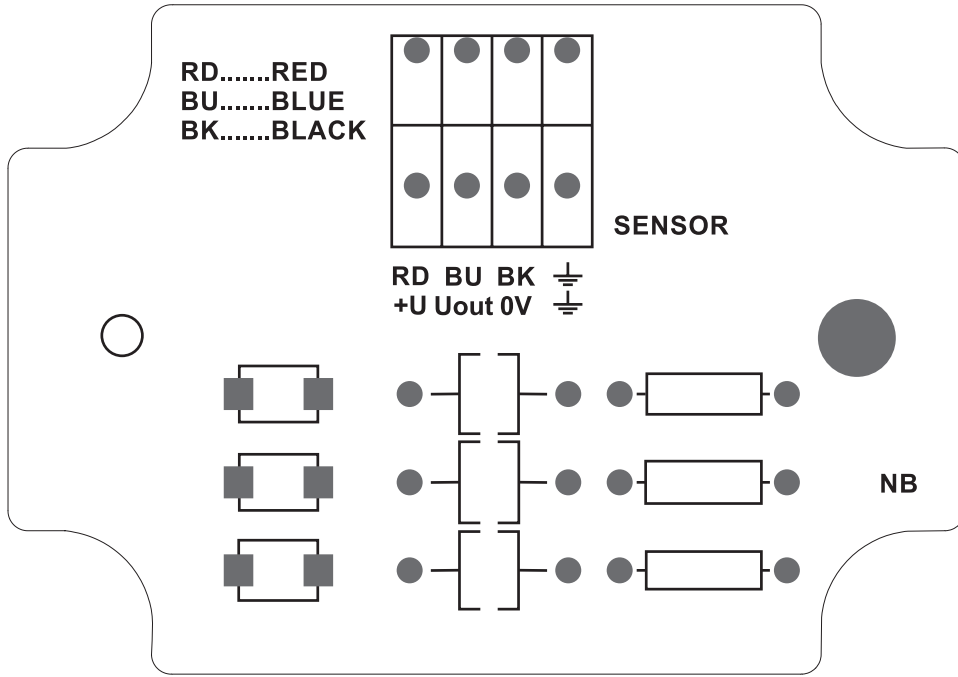
DEVICE VERSIONS

- **NB-01** version without overvoltage protection
- **NB-11** version with overvoltage protection

DIMENSIONAL DRAWINGS

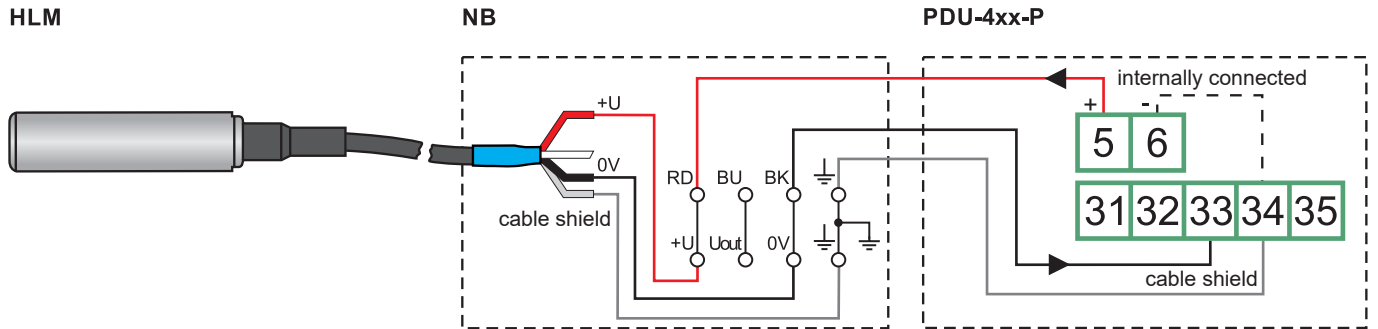


TERMINAL BLOCK



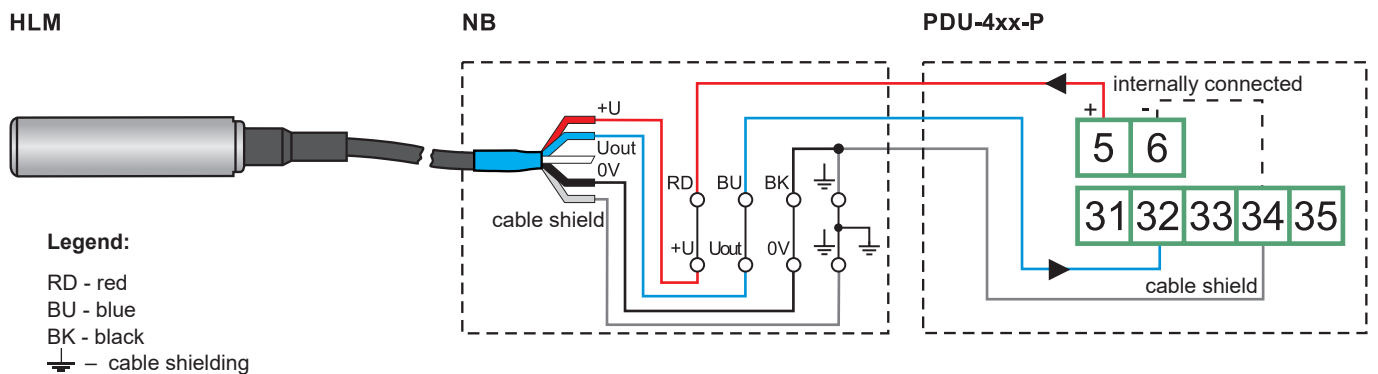
CONNECTION EXAMPLES

CONNECTION OF HLM LEVEL METER WITH CURRENT OUTPUT TO PDU-4xx-P UNIT (OUTPUT 4 ... 20 mA) USING NB JUNCTION BOX



If junction box with integrated overvoltage protection is used, the sensor must be connected to the bottom contacts of the terminal block. These contacts are identified with SENSOR label.

CONNECTION OF HLM LEVEL METER WITH VOLTAGE OUTPUT TO PDU-4xx-P UNIT (OUTPUT 0 ... 10 V) USING NB JUNCTION BOX



If junction box with integrated overvoltage protection is used, the sensor must be connected to the bottom contacts of the terminal block. These contacts are identified with SENSOR label.

TECHNICAL SPECIFICATIONS

BASIC TECHNICAL SPECIFICATIONS

Operating environment (EN 60079-10, EN 60079-14)	non-explosive areas
Protection class	IP 65
Dimensions	110 x 105 x 67 mm (w x h x d)
Ambient temperature range	-25 ... +70 °C
Material of the box, cable glands and pressure equalizers	polycarbonate
Earth contact material	stainless steel 1.4301
Terminal block material	PA66/UL94V-0
Terminal block connection	vertical
NB-01/11 device weight	235g / 243g

OVERVOLTAGE PROTECTION

Leakage current	10 kA 8/20 µs
Maximum nominal current	30 mA

MECHANICAL ASSEMBLY

NB junction box may be installed on any flat surface using four screws. These screws are inserted in the holes in the corners of the box. Before installation, top cover must be removed, covering the screws used to install the box.

The recommended orientation of the box being installed is with cable glands down. This position ensures at least partial protection of the cable glands and pressure equalizers from climatic conditions thus increasing the service life of the device.

The type of screws is chosen according to the material of the surface to which the box is being attached. The installation screws are not included.


After attaching the box to the desired surface and connection of the cables, the cover lid is closed and fastened with four screws. All screws should be tightened uniformly to ensure proper sealing.

To ensure the prescribed protection class, it is necessary for all cable glands to be installed with a cable of the prescribed cross-section and diameter and tightened according to the specified torque. The torque specified for the used cable glands is 3 Nm.



It is necessary to pay increased attention when installing the cover. The top cover must not be installed arbitrarily, there are protrusions on the bottom of the cover and on the body of the box. These protrusions may prevent proper seating of the lid when installed incorrectly, thus preventing proper sealing.

ORDER CODE

NB- 

product version:

01 – version without overvoltage protection

11 – version with overvoltage protection

PROTECTION AND SAFETY

Protection against hazardous contact is provided by a plastic cover attached to the body of the plastic box.

PACKING, SHIPPING AND STORAGE

The NB device is supplied in a carton box, protecting against mechanical damage.

Impact and falls must be prevented when loading and during transport.

Electrical device NB must be stored in dry and covered areas with humidity up to 85% free of aggressive vapors, at temperatures between - 25°C to + 70°C and protected against weather.